

Rowing Race Strategy Report

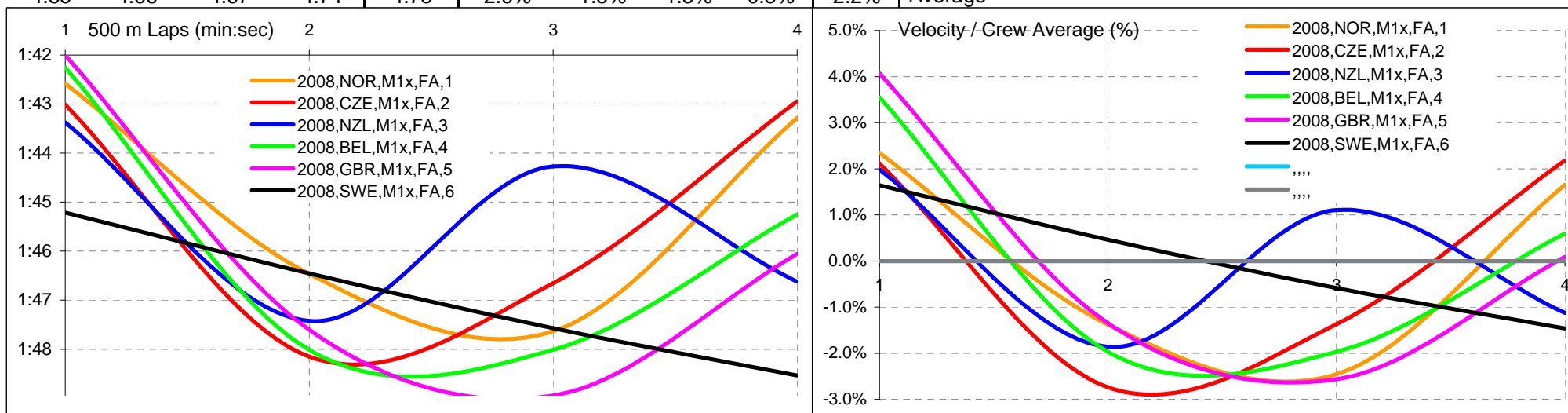
Example: One specific race

© 1995-2009 Dr. Valery Kleshnev

Year **2008** Competition **OGames Any** Boat Type **M1x** Race **FA** Place **Any** Country **Any**

#	Year	Compet.	Location	Boat	Race	Place	Country	Splits				Laps				Average
								500	1000	1500	2000	1	2	3	4	
1	2008	OGames	Beijing	M1x	FA	1	NOR	1:42.55	3:28.98	5:16.58	6:59.83	1:42.55	1:46.43	1:47.60	1:43.25	1:44.96
2	2008	OGames	Beijing	M1x	FA	2	CZE	1:42.98	3:31.10	5:17.72	7:00.63	1:42.98	1:48.12	1:46.62	1:42.91	1:45.16
3	2008	OGames	Beijing	M1x	FA	3	NZL	1:43.34	3:30.73	5:14.97	7:01.56	1:43.34	1:47.39	1:44.24	1:46.59	1:45.39
4	2008	OGames	Beijing	M1x	FA	4	BEL	1:42.22	3:30.20	5:18.18	7:03.40	1:42.22	1:47.98	1:47.98	1:45.22	1:45.85
5	2008	OGames	Beijing	M1x	FA	5	GBR	1:41.97	3:29.54	5:18.45	7:04.47	1:41.97	1:47.57	1:48.91	1:46.02	1:46.12
6	2008	OGames	Beijing	M1x	FA	6	SWE	1:45.18	3:31.60	5:19.14	7:07.64	1:45.18	1:46.42	1:47.54	1:48.50	1:46.91
Average								1:43.04	3:30.36	5:17.51	7:02.92	1:43.04	1:47.32	1:47.15	1:45.42	1:45.73

Velocity (m/s)					Velocity / Average (%)				Variation (%)	Names
1	2	3	4	Average	1	2	3	4	(%)	
4.88	4.70	4.65	4.84	4.76	2.3%	-1.4%	-2.5%	1.7%	2.32%	Olaf TUFTE (b)
4.86	4.62	4.69	4.86	4.75	2.1%	-2.7%	-1.4%	2.2%	2.49%	Ondrej SYNEK (b)
4.84	4.66	4.80	4.69	4.74	2.0%	-1.9%	1.1%	-1.1%	1.82%	Mahe DRYSDALE (b)
4.89	4.63	4.63	4.75	4.72	3.6%	-2.0%	-2.0%	0.6%	2.63%	Tim MAEYENS (b)
4.90	4.65	4.59	4.72	4.71	4.1%	-1.4%	-2.6%	0.1%	2.88%	Alan CAMPBELL (b)
4.75	4.70	4.65	4.61	4.68	1.6%	0.5%	-0.6%	-1.5%	1.34%	Lassi KARONEN (b)
4.85	4.66	4.67	4.74	4.73	2.6%	-1.5%	-1.3%	0.3%	2.2%	Average



Rowing Race Strategy Report

Example: History of a specific crew

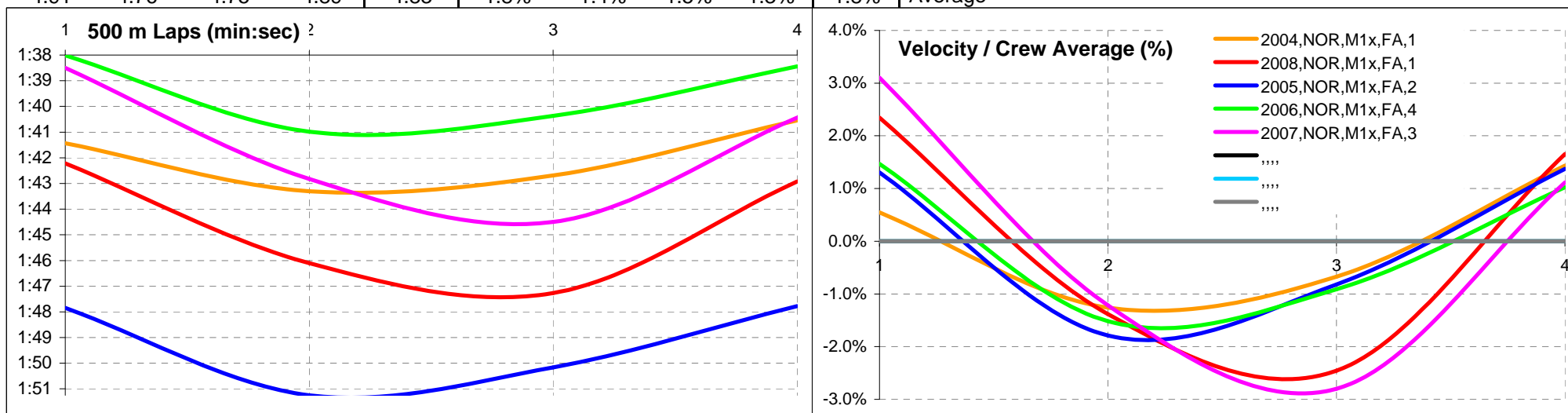
© 1995-2009 Dr. Valery Kleshnev

Year **2004** Competition **WChamp Any** Boat Type **M1x** Race **FA** Place **Any** Country **NOR**

#	Year	Compet.	Location	Boat	Race	Place	Country	Splits				Laps				Average
								500	1000	1500	2000	1	2	3	4	
1	2004	OGames	Athens	M1x	FA	1	NOR	1:41.77	3:25.40	5:08.42	6:49.30	1:41.77	1:43.63	1:43.02	1:40.88	1:42.32
2	2008	OGames	Beijing	M1x	FA	1	NOR	1:42.55	3:28.98	5:16.58	6:59.83	1:42.55	1:46.43	1:47.60	1:43.25	1:44.96
3	2005	WChamp	Gifu	M1x	FA	2	NOR	1:48.17	3:39.75	5:30.24	7:18.34	1:48.17	1:51.58	1:50.49	1:48.10	1:49.59
4	2006	WChamp	Eton	M1x	FA	4	NOR	1:38.34	3:19.66	5:00.36	6:39.13	1:38.34	1:41.32	1:40.70	1:38.77	1:39.78
5	2007	WChamp	Munich	M1x	FA	3	NOR	1:38.83	3:21.98	5:06.81	6:47.58	1:38.83	1:43.15	1:44.83	1:40.77	1:41.89
6	-	-	-	-	-	-	-	-	-	-	-	-	-	-	-	-
Average								1:41.93	3:27.15	5:12.48	6:54.84	1:41.93	1:45.22	1:45.33	1:42.35	1:43.71

Velocity (m/s)					Velocity / Average (%)				Variation (%)	Names
1	2	3	4	Average	1	2	3	4	(%)	
4.91	4.82	4.85	4.96	4.89	0.5%	-1.3%	-0.7%	1.4%	1.21%	Olaf TUFTE
4.88	4.70	4.65	4.84	4.76	2.3%	-1.4%	-2.5%	1.7%	2.32%	Olaf TUFTE (b)
4.62	4.48	4.53	4.63	4.56	1.3%	-1.8%	-0.8%	1.4%	1.58%	Olaf TUFTE
5.08	4.93	4.97	5.06	5.01	1.5%	-1.5%	-0.9%	1.0%	1.45%	Olaf TUFTE
5.06	4.85	4.77	4.96	4.91	3.1%	-1.2%	-2.8%	1.1%	2.59%	Olaf TUFTE (b)
-	-	-	-	-	-	-	-	-	-	-

4.91 4.76 4.75 4.89 4.83 1.8% -1.4% -1.5% 1.3% 1.8% Average



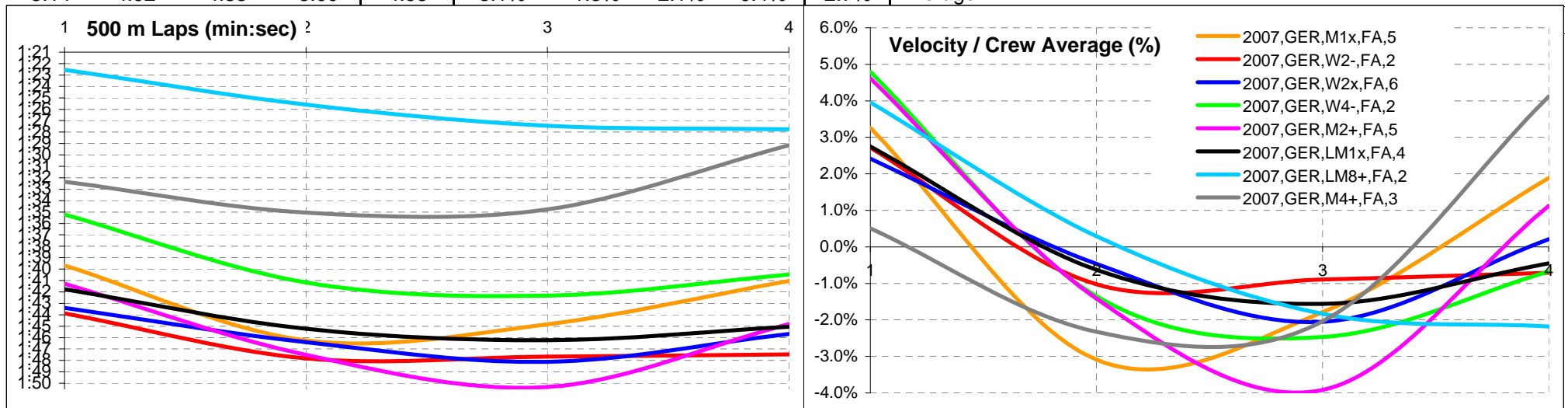
Rowing Race Strategy Report

Example: Performance of a specific country

© 1995-2009 Dr. Valery Kleshnev

Year **2007** Competition **WChamp Any** Boat Type **Any** Race **FA** Place **Any** Country **GER**

#								Splits				Laps				Average
	Year	Compet.	Location	Boat	Race	Place	Country	500	1000	1500	2000	1	2	3	4	
1	2007	WChamp	Munich	M1x	FA	5	GER	1:39.98	3:26.51	5:11.63	6:52.96	1:39.98	1:46.53	1:45.12	1:41.33	1:43.24
2	2007	WChamp	Munich	W2-	FA	2	GER	1:44.17	3:32.27	5:20.23	7:07.99	1:44.17	1:48.10	1:47.96	1:47.76	1:47.00
3	2007	WChamp	Munich	W2x	FA	6	GER	1:43.68	3:30.36	5:18.77	7:04.73	1:43.68	1:46.68	1:48.41	1:45.96	1:46.18
4	2007	WChamp	Munich	W4-	FA	2	GER	1:35.51	3:16.97	4:59.59	6:40.36	1:35.51	1:41.46	1:42.62	1:40.77	1:40.09
5	2007	WChamp	Munich	M2+	FA	5	GER	1:41.58	3:29.38	5:19.98	7:05.07	1:41.58	1:47.80	1:50.60	1:45.09	1:46.27
6	2007	WChamp	Munich	LM1x	FA	4	GER	1:42.05	3:27.57	5:14.09	6:59.42	1:42.05	1:45.52	1:46.52	1:45.33	1:44.86
Average								1:37.81	3:19.97	5:02.98	6:43.44	1:37.81	1:42.16	1:43.00	1:40.47	1:40.86
Velocity (m/s)					Velocity / Average (%)				Variation (%)	Names						
1	2	3	4	Average	1	2	3	4	(%)							
5.00	4.69	4.76	4.93	4.84	3.3%	-3.1%	-1.8%	1.9%	2.99%	Marcel HACKER (b)						
4.80	4.63	4.63	4.64	4.67	2.7%	-1.0%	-0.9%	-0.7%	1.80%	Nicole ZIMMERMANN (b) , Elke HIPLER (s)						
4.82	4.69	4.61	4.72	4.71	2.4%	-0.5%	-2.1%	0.2%	1.85%	Peggy WALESKA (b) , Christiane HUTH (s)						
5.24	4.93	4.87	4.96	5.00	4.8%	-1.4%	-2.5%	-0.7%	3.23%	Nina WENGERT (b) , Nadine SCHMUTZLER (2) , Kerstin NAUMANN (3) , Silke GUENTHER (s)						
4.92	4.64	4.52	4.76	4.71	4.6%	-1.4%	-3.9%	1.1%	3.65%	Hanno WIENHAUSEN (b) , Michael RUHE (s) , Richard KEPPLER (c)						
4.90	4.74	4.69	4.75	4.77	2.7%	-0.6%	-1.6%	-0.5%	1.88%	Jonathan KOCH (b)						
5.14	4.92	4.88	5.00	4.98	3.1%	-1.3%	-2.1%	0.4%	2.7%	Average						



Rowing Race Strategy Report

Example: Winners in a specific boat type

© 1995-2009 Dr. Valery Kleshnev

Year **2003** Competition **WChamp Any** Boat Type **M1x** Race **FA** Place **1** Country **Any**

#	Year	Compet.	Location	Boat	Race	Place	Country	Splits				Laps				Average
								500	1000	1500	2000	1	2	3	4	
1	2003	WChamp	Milan	M1x	FA	1	NOR	1:38.68	3:23.52	5:05.19	6:46.15	1:38.68	1:44.84	1:41.67	1:40.96	1:41.54
2	2004	OGames	Athens	M1x	FA	1	NOR	1:41.77	3:25.40	5:08.42	6:49.30	1:41.77	1:43.63	1:43.02	1:40.88	1:42.32
3	2005	WChamp	Gifu	M1x	FA	1	NZL	1:45.57	3:38.01	5:27.05	7:16.42	1:45.57	1:52.44	1:49.04	1:49.37	1:49.10
4	2006	WChamp	Eton	M1x	FA	1	NZL	1:37.71	3:18.28	4:58.15	6:35.40	1:37.71	1:40.57	1:39.87	1:37.25	1:38.85
5	2007	WChamp	Munich	M1x	FA	1	NZL	1:39.24	3:22.73	5:04.72	6:45.67	1:39.24	1:43.49	1:41.99	1:40.95	1:41.42
6	2008	OGames	Beijing	M1x	FA	1	NOR	1:42.55	3:28.98	5:16.58	6:59.83	1:42.55	1:46.43	1:47.60	1:43.25	1:44.96
Average								1:40.92	3:26.15	5:10.02	6:52.13	1:40.92	1:45.23	1:43.86	1:42.11	1:43.03

Velocity (m/s)					Velocity / Average (%)				Variation (%)	Names
1	2	3	4	Average	1	2	3	4	(%)	
5.07	4.77	4.92	4.95	4.92	2.9%	-3.2%	-0.1%	0.6%	2.49%	Olaf TUFTE
4.91	4.82	4.85	4.96	4.89	0.5%	-1.3%	-0.7%	1.4%	1.21%	Olaf TUFTE
4.74	4.45	4.59	4.57	4.58	3.3%	-3.0%	0.1%	-0.2%	2.59%	Mahe DRYSDALE
5.12	4.97	5.01	5.14	5.06	1.2%	-1.7%	-1.0%	1.6%	1.64%	Mahe DRYSDALE
5.04	4.83	4.90	4.95	4.93	2.2%	-2.0%	-0.6%	0.5%	1.77%	Mahe DRYSDALE (b)
4.88	4.70	4.65	4.84	4.76	2.3%	-1.4%	-2.5%	1.7%	2.32%	Olaf TUFTE (b)
4.96	4.76	4.82	4.90	4.86	2.1%	-2.1%	-0.8%	0.9%	2.0%	Average

